

The new BMW M6
Gran Coupé
Coupé
Convertible



The Ultimate
Driving Machine



**THE NEW BMW M6.
GRAN COUPÉ, COUPÉ
AND CONVERTIBLE.**




BMW stands for sheer driving pleasure – something that everyone enjoys in their own individual way. Discover a wide world of experience at www.bmw.com/BMWstories

GET MORE FROM YOUR BROCHURE.

Films, image galleries and much more – discover exciting digital content on every page with a QR code.



Download a QR code-reader compatible with your operating system from the relevant online store. Then, simply start the reader and hold your smartphone or tablet over the code.



You can also discover the BMW M6 Gran Coupé, Coupé and Convertible in a digital brochure. Simply download it directly to your tablet from the BMW brochure app.

Internet use, depending on your mobile contract, may incur costs.



POWERFULLY ATTRACTIVE.

FEATURED MODELS.

- 04 BMW M6 GRAN COUPÉ WITH COMPETITION PACKAGE:** M TwinPower Turbo V8 petrol engine, 575hp (423kW), 20" M light alloy Double-spoke 433 M wheels, BMW Individual Pure Metal Silver metallic, seats in Platinum BMW Individual Full Merino leather, BMW Individual Piano Black interior trim.
- 10 BMW M6 COUPÉ WITH COMPETITION PACKAGE:** M TwinPower Turbo V8 petrol engine, 575hp (423kW), 20" M light alloy Double-spoke 601 M wheels, BMW Individual Frozen Red metallic, seats in Black Full Merino leather, Carbon-fibre interior trim.
- 14 BMW M6 CONVERTIBLE WITH COMPETITION PACKAGE:** M TwinPower Turbo V8 petrol engine, 575hp (423kW), 20" M light alloy Double-spoke 343 M wheels, BMW Individual Frozen Blue metallic, seats in Opal White BMW Individual Full Merino leather, BMW Individual Ash Grain White interior trim.

inspired by **BMW Individual**

INNOVATION AND TECHNOLOGY.

- 22 M TWIN POWER TURBO ENGINE:**
Power with maximum efficiency.
- 24 AERODYNAMIC DESIGN AND BMW EFFICIENT LIGHTWEIGHT CONSTRUCTION:**
The art of engineering.
- 26 SUSPENSION:**
Innovative systems for more driving pleasure.
- 28 BMW CONNECTED DRIVE:**
In touch with your world.

INDIVIDUALITY AND VERSATILITY.

- 32 EQUIPMENT:** Equipment highlights and BMW Individual.
- 44 COLOURS:** A world of colour for the exterior and interior.
- 48 TECHNICAL DATA:** Facts, figures and dimensions.
- 50 BMW SERVICE:** BMW Service, BMW Financial Services and BMW Experience.

POWERFULLY ATTRACTIVE.




The new BMW M6 – one of a kind, times three. All it takes is the touch of a button and 575hp (423kW) is ready to give its all. The focal point of this astonishing performance is being surrounded by luxurious materials and perfect craftsmanship. Whether you choose the Gran Coupé, the Coupé or the Convertible, you will experience the perfect symbiosis of performance and exclusivity, dynamism and prestige. Welcome to the most powerful BMW M6 of all time.

SYMPHONY IN M.



EXPERIENCE ALL
THE HIGHLIGHTS IN THIS SHORT FILM.





MASTERFUL POWER – ON A MAJOR SCALE.



**A CONSUMMATE COMPOSITION.
FOR ANY AUDIENCE.**

As individual as your fingerprint.

The striking BMW M kidney grille with exclusive M double vertical slats and M6 badging captures the attention. The rear profile has a commanding majesty that leaves a long-lasting impression, and your own inimitable character occupies the space in between. With BMW Individual, your BMW M6 can become a true, one-of-a-kind masterpiece. A special collection of paint finishes, upholstery choices and trims from BMW Individual Manufaktur can transform what you have imagined, into a breathtaking reality.



THE MOST COMPELLING OF COUPÉS.



**THE ENGINE PROVIDES THE SOUND.
YOU ARE THE CONDUCTOR.**

A thrilling, twin-turbocharged performance.

The curtain's up, revealing a new engine that puts everything that has gone before into the shade. The M TwinPower Turbo V8 petrol engine with Competition package now delivers 575hp (423kW) that will take your breath away, whatever model you choose. For even more intense motor sport feel, there is also M Dynamic mode. Together with the Active M Differential and Head-up Display with M-specific features, the overall performance is a work of art.



The new BMW M6 Coupé with optional Competition Package shown here.





**A VIEW THAT ALWAYS
CALLS FOR AN ENCORE.**





Powerful elegance, pitch-perfect.

The street sets the stage and all eyes follow the new BMW M6 Convertible. Its wide track sets up the perfect stance. The M aerodynamic bodystyling and Sport exhaust with Black Chrome tailpipes with the optional Competition package express pure dynamism. And every touch of the accelerator pedal is met with unambiguous vigour. Make your self comfortable in the driver's seat as the outlook couldn't be better: the road ahead and the sky above.



THREE VIRTUOSOS.



INNOVATION AND TECHNOLOGY.

M TWIN POWER TURBO ENGINE: Power with maximum efficiency.

**AERODYNAMIC DESIGN AND
BMW EFFICIENT LIGHTWEIGHT CONSTRUCTION:** The art of engineering.


CHASSIS: Innovative systems for more driving pleasure.

BMW CONNECTED DRIVE: Services & Apps and driver assistance.

M TwinPower Turbo engine.

Performance with maximum efficiency.

BMW M TwinPower Turbo technology combines great performance with impressive efficiency. Outstanding responsiveness, linear power delivery, high-revving character and tremendous thrust are all hallmarks of the eight-cylinder petrol unit from the EfficientDynamics engine family. Plentiful torque is on tap from just above idle speed right through to the upper reaches of engine speed. The result: more than enough power in every situation and thrilling, high-rpm performance.



M TWIN POWER TURBO EIGHT-CYLINDER PETROL ENGINE.

There can be no doubting the performance credentials of the M TwinPower Turbo eight-cylinder petrol engine with Competition package. It delivers 575hp (423kW), torque of up to 680Nm and a 0 to 62mph (100km/h) of just 4.1 seconds in the Gran Coupé and Coupé (4.2 seconds in the Convertible). The 4.4 litre powerplant distinguishes itself with impressively direct responsiveness and high torque available at around idle speed. Just the slightest touch of the accelerator pedal rewards the driver with forceful thrust.



BMW M6 GRAN COUPÉ / BMW M6 COUPÉ / BMW M6 CONVERTIBLE.

- M TwinPower Turbo eight-cylinder petrol engine with output of 560hp (412kW) and 680Nm of torque
- Acceleration 0 to 62mph: Gran Coupé 4.2 seconds / Coupé 4.2 seconds / Convertible 4.3 seconds
- Top speed: 155mph (250km/h) limited
- Fuel consumption, combined: Gran Coupé 28.5mpg (9.9l/100km) / Coupé 28.5mpg (9.9l/100km) / Convertible 27.4mpg (10.3l/100km)
- CO₂ emissions: Gran Coupé 231g/km / Coupé 231g/km / Convertible 239g/km

Aerodynamic design and BMW EfficientLightweight construction. The art of engineering.

Comprehensive and fully coordinated aerodynamics measures, particularly at higher speeds, optimise driving dynamics, stability and control in M vehicles.



BMW EfficientLightweight construction is of the highest priority with M vehicles. This is because the lowest possible unladen weight is the foundation for outstanding driving dynamics and exemplary efficiency. BMW M has applied unrelenting focus on achieving this goal and, as a result, has seen continual improvement. The key questions that have always faced the engineers: where does it make sense to save weight? And where not? The answer is intelligent lightweight construction.

As part of BMW's intelligent lightweight construction philosophy, the **carbon roof** made of carbon fibre reinforced plastic (CFRP) helps to reduce mass and lowers the car's centre of gravity. This increases agility and dynamics in curves and when accelerating and braking. The CFRP structure is visible.


The **M rear spoiler**, on BMW M6 Gran Coupé and Coupé models, creates aerodynamic downforce at the rear of the car and helps to reduce lift, further optimising the aerodynamic balance between the front and rear axles. As a whole, the precise coordination of these elements creates a racetrack-ready optimum – with that unmistakable M feel.



Suspension.

Innovative systems for more driving pleasure.

Conventional rules do not apply to the BMW M6 Gran Coupé, the new BMW M6 Coupé and the new BMW M6 Convertible. As independent developments of BMW M GmbH, they embody the M philosophy, perfectly combining high performance with optimum, everyday practicality. To fulfil these high aspirations, the meticulously constructed M high-performance chassis has been entirely redeveloped.



The intelligent networking of chassis components and control systems ensures maximum driving dynamics and agility as well as exceptionally high precision and control. Experience fascinatingly authentic driving feel.

M Dynamic mode, a sub-function of Dynamic Stability Control (DSC), allows for highly dynamic driving. While DSC works against understeer and oversteer, M Dynamic mode enables full exploitation of the car's longitudinal and lateral dynamic potential. Access to the driving support offered by DSC is retained, however.

Variable Damper Control makes it possible to adapt the damper characteristics to suit any given driving situation. In the standard COMFORT mode, the dampers provide greater cushioning, while SPORT and SPORT+ modes feature much firmer settings for increased precision and more dynamic driving.

The **Active M Differential** optimises traction and driving stability when changing lanes or accelerating out of curves, when taking corners at high speeds or on roads with uneven surfaces. Traction is optimised via an electronically controlled device that reduces the difference in revolution speed between the rear wheels.



M Servotronic adjusts the power steering to suit the current speed and ensures direct and precise steering responses even at high speeds. It also ensures excellent comfort by minimising the physical effort required for steering, as well as maximising agility when parking, manoeuvring or navigating narrow or twisting roads.

Shift gears without losing power, using the clutch or slowing down – thanks to the seven-speed **M Double-Clutch Transmission (M DCT) with DRIVELOGIC**. Gears can be changed automatically or manually using the gearshift paddles on the M leather steering wheel or the gear selector in the centre console. The additional **Launch Control** function ensures optimal acceleration from a standing start.

The optional **M Carbon ceramic brake system** delivers braking power more directly. It is non-corrosive, very resistant to abrasion, tolerates more heat and contributes to a lower vehicle weight, which has a positive impact on agility, dynamics and acceleration. Matte Gold brake calipers with the M logo make this special technical equipment visible from outside the car.

BMW ConnectedDrive

In touch with your world.

Our world is becoming more connected every day with instant access to information at anytime and anyplace. With your BMW being an integral part of your lifestyle we believe it's important that you can keep up to date from the behind the wheel. BMW ConnectedDrive delivers intelligent solutions that allow you to remain connected whilst on the move.



Advanced driver assistance systems can connect you to the outside world so that you know exactly what is happening around you, premium traffic solutions ensure you are taking the most time efficient route whilst online services provide direct access to information about your current location or chosen destination. Today, driving enjoyment is derived as much from being informed and relaxed as it is from impressive performance and efficiency – discover how the comprehensive range of ConnectedDrive technologies can enhance the connected capabilities of your Ultimate Driving Machine. For more information please visit:
www.bmw.co.uk/connecteddrive
www.bmw.ie/connecteddrive

With more than 40 years of experience in pioneering new vehicle innovations, BMW drivers today can select from the most comprehensive choice of technologies that are available across the BMW model range. From **BMW ConnectedDrive Services** that provide online connectivity to enhance your convenience and entertainment to ConnectedDrive Driver Assistance systems that deliver support in all driving situations.



M Head-up Display projects important driving information onto the windscreen, in your direct field of vision. The information that is displayed can be customised in the vehicle settings and includes the current speed of travel, navigation instructions or telephone and music listings. This convenient display ensures that your eyes are always on the road ahead for a safer driving experience. The additional M-specific display shows the selected gear, rpm as a dynamic range curve and shift lights to indicate the optimum moment to change gear.



BMW Laptimer app means driving data from the race track can be precisely recorded and analysed to improve your driving performance. Key information, including acceleration, braking, steering angles, G-force and best lap time, is recorded within the app and can be shared on Facebook or Twitter.



BMW Online. With the internet-based services from BMW Online you can conveniently keep up to date with the latest news and sports headlines from the comfort of your BMW. You can plan ahead with Google™ send-to-car and check a detailed five-day weather forecast. Search for accurate location-based information in a live online database and stay in touch with your emails using the BMW Online Office. No mobile phone is required since access to BMW Online information is via the integrated BMW SIM card, so you can use the services as much as you like at no additional cost.





INDIVIDUALITY AND VERSATILITY.

EQUIPMENT: Equipment highlights and BMW Individual.

COLOURS: A world of colour for the exterior and interior.

TECHNICAL DATA: Facts, figures and dimensions.

BMW SERVICE: BMW Service, BMW Financial Services and BMW Experience.



BMW M6 GRAN COUPÉ.



[01 | 03] The new BMW M6 Gran Coupé in optional BMW Individual Pure Metal Silver and Competition package combines breathtaking design with commanding athleticism.

[02] The athletic interior of the new BMW M6 Gran Coupé is characterised by typical M driver orientation and high-quality crafted materials. The centre console, slightly inclined towards the driver, offers perfect ergonomics, while the 10.2" Control Display provides a thorough overview of all relevant information.

[04] The deep-set position, high side bolsters and bucket-style character of the M Sport multi-functional seats, shown here in optional Platinum BMW Individual Full Merino leather, have authentic motor sport feel.

[05] 20" M light alloy Double-spoke style 433 M wheels with mixed tyres. Front: 9.5J x 20 with 265/35 ZR20 tyres. Rear: 10.5J x 20 with 295/30 ZR20 tyres.

BMW M6 COUPÉ.



[01 | 03] Quickening the pulse – even at a standstill: the new BMW M6 Coupé shown here in optional BMW Individual Frozen Red metallic paint and Competition package which includes exclusive 20" M light alloy Double-spoke style 601 M wheels.

[02] The M Sport multi-function leather steering wheel, with M designation, M Drive buttons, gearshift paddles, Chrome detailing and coloured contrast stitching, creates a strong racing feel.

[04] Standard M Sport multi-functional seats match the vehicle's exterior dynamism in the interior. Shown here upholstered in Black Full Merino leather with embossed M logo on the backrests.

[05] 20" M light alloy Double-spoke style 601 M wheels with mixed tyres. Front: 9.5J x 20 with 265/35 ZR20 tyres. Rear: 10.5J x 20 with 295/30 ZR20 tyres (only available with Competition package).

BMW M6 CONVERTIBLE.



[01 | 03] The equipment options for the new BMW M6 Convertible are exclusive as the vehicle itself. The Convertible has a highly dynamic and yet extremely elegant look in optional BMW Individual Frozen Blue metallic paint.

[02] The optional BMW Individual interior trim in Ash Grain White on the instrument panel, door handles and centre console along with the Black Chrome trim finishers on the instrument panel's decorative strip are all perfectly in tune with the interior.

[04] The M Sport multi-functional seats for the driver and front passenger are characterised by perfect ergonomics and body hold, especially during dynamic driving. Shown here in optional BMW Individual Opal White Full Merino leather.

[05] 20" M light alloy Double-spoke style 343 M wheels, with mixed tyres. Front: 9.5J x 20 with 265/35 R20 tyres. Rear: 10.5J x 20 with 295/30 R20 tyres.

BMW Individual

The expression of personality.



BMW Individual Ruby Black metallic paint.



The new BMW M6 Gran Coupé. Inspired by BMW Individual.

Driving a BMW is, in itself, a mark of character. There are those who still, however, want their vehicles to be even more individual reflections of their personality. The BMW Individual Collection and the BMW Individual Manufaktur meet these needs by opening up seemingly limitless opportunities for differentiation.

Precisely in tune with each model, the BMW Individual Collection offers a highly exclusive selection of equipment options. Fascinating paint finishes either refracting the light or with a matt effect. Leather, unique in colour and scope of application, perfected with clever contrasts. Interior trims in the most exclusive fine woods or the immaculate Piano finish.

And yet even this can be surpassed – thanks to the BMW Individual Manufaktur. Here, there is only one goal: realising almost any customer request, even the most personal, with stylish, hand-crafted perfection.



BMW Individual Full Merino leather in Amaro Brown, Champagne, Opal White, Platinum and Cohiba Brown (top to bottom).



BMW Individual Full Merino leather and Alcantara Headlining, both shown here in Platinum.



EXPERIENCE BMW INDIVIDUAL INTERACTIVE
WITH THE BMW INDIVIDUAL iPad APP.

DISCOVER MORE BMW INDIVIDUAL EQUIPMENT FOR
THE NEW BMW M6 GRAN COUPÉ, COUPÉ AND CONVERTIBLE ONLINE.



EQUIPMENT HIGHLIGHTS.

■ Standard equipment □ Optional equipment



[01] Adaptive LED headlights offers a greater resemblance to daylight and provides significantly better illumination and visibility than conventional system.


[02] The striking M side gills underscore the sporty look.



[03] The lightweight rear carbon diffuser ensures greater downforce at the back of the car at high speeds, thus providing added traction.

[04] As part of BMW's intelligent lightweight construction philosophy, the carbon-fibre reinforced plastic (CFRP) roof helps to reduce the car's mass.

[06] At the front the kidney grille with Chrome surround, Black double vertical slats and 'M6' badging emphasises the M design (M6 Gran Coupé slats are Chrome-fronted).



[07] The powerful but lightweight M Carbon ceramic brakes provide optimum traction and high thermal resistance are highly durable and finished in Matte Gold.

[08] 20" M light alloy Double-spoke style 343 M wheels with mixed tyres. Front: 9.5J x 20 with 265/35 ZR20 tyres. Rear: 10.5J x 20 with 295/30 ZR20 tyres.

[09] 19" M light alloy Star-spoke style 344 M wheels with mixed tyres. Front: 9.5J x 19 with 265/40 ZR19 tyres. Rear: 10.5J x 19 with 295/35 ZR19 tyres. (Standard with M6 Coupé and Convertible).



[10] 20" M light alloy Double-spoke 433 M wheels in Orbit Grey with mixed tyres. Front: 9.5J x 20 with 265/35 ZR20 tyres. Rear: 10.5J x 20 with 295/30 ZR20 tyres. (Standard with M6 Gran Coupé).

[11] M compound brakes achieve outstanding deceleration values, are extremely stable and highly durable.

[12] 20" M light alloy Double-spoke style 343 M wheels forged in Black with mixed tyres. Front: 9.5J x 20 with 265/35 ZR20 tyres. Rear: 10.5J x 20 with 295/30 ZR20 tyres.



DISCOVER MORE EQUIPMENT FOR
THE NEW BMW M6 GRAN COUPÉ, COUPÉ AND CONVERTIBLE.

EQUIPMENT HIGHLIGHTS.



[01] With the BMW M Laptimer app, key information including acceleration, braking, steering angles, G-force and best lap time can be recorded and analysed within the app.

[02] The Bang & Olufsen Advanced audio system enthralls with an output of 1200W, illumination effects and extendible centre speaker.¹

[03] Seven-speed M Double Clutch Transmission (M DCT) with Drivelogic offers traction-optimised automatic gear selection, launch control, low speed assistance and automatic start-stop function.



[04] Stay focused on what's important – the M-specific instrument cluster with Black Panel technology includes four round instruments and several displays.

[05] M Sport multi-functional seats in Full Merino leather offer perfect lateral support, even during highly dynamic driving.

[06] The M leather steering wheel, with multi-function buttons and gearshift paddles, takes a visual cue from the Double-spoke design of the M light alloy wheels.




[07] The full-colour M Head-up Display projects important information directly into the driver's field of vision – including engine speed and optimum shift time when in M mode.

[08] Loudspeaker system – harman/kardon, with 600W amplifier, nine channels, vehicle-specific equalizer and centre speaker.¹

COMPETITION PACKAGE.

■ Standard equipment □ Optional equipment



[09] For the ultimate adrenalin kick, the output of the M TwinPower Turbo eight-cylinder petrol engine has been increased from 560hp (412kW) to 575hp (423kW). This enhanced performance is achieved by raising the boost pressure in the upper rev range.

[10] Thanks to enhanced engine output, more direct steering and a specially tuned suspension, the Competition package offers a noticeable increase in driving dynamics. The modified sport exhaust with Black Chrome tailpipes creates a thrillingly powerful sound.

[11] Exclusively available with the Competition package are 20" light alloy M Double-spoke style 601 M wheels.

¹ 16 loudspeakers in the BMW M6 Gran Coupé and Coupé and 12 loudspeakers in the BMW M6 Convertible.

EXTERIOR COLOURS.


■ Standard equipment □ Optional equipment



■ **Non-metallic** 300 Alpine White ■ **Metallic** A29 Silverstone ■ **Metallic** A52 Space Grey



■ **Metallic** B65 Jatoba ■ **Metallic** B41 Singapore Grey ■ **Metallic** 475 Sapphire Black



■ **Metallic** A89 Imperial Blue Xrallic ■ **Metallic** B51 San Marino Blue ■ **Metallic** B50 Sakhir Orange


BMW INDIVIDUAL



□ **BMW Individual** X16 Frozen Brilliant White metallic □ **BMW Individual** X04 Moonstone metallic □ **BMW Individual** X11 Frozen Bronze metallic



□ **BMW Individual** X10 Tanzanite Blue metallic □ **BMW Individual** X03 Ruby Black metallic □ **BMW Individual** X02 Citrine Black metallic



□ **BMW Individual** 490 Brilliant White metallic □ **BMW Individual** 490 Pure Metal Silber □ **BMW Individual** 490 Frozen Silver metallic



□ **BMW Individual** 490 Frozen Cashmere Silver metallic □ **BMW Individual** 490 Frozen Grey metallic □ **BMW Individual** 490 Frozen Red metallic



□ **BMW Individual** 490 Frozen Blue metallic

[**Colour samples**] These samples are meant to give a first impression of paints and materials. Experience has shown, however, that printed versions of paint and upholstery colours cannot in all cases faithfully reproduce the appearance of the originals. We therefore recommend the you consult your BMW Retailer on your preferred colour choices. They will be happy to show you samples and assist with any special requests.




GO DIGITAL AND DISCOVER YOUR FAVOURITE COLOUR FOR THE NEW BMW M6 GRAN COUPÉ.


INTERIOR COLOURS.

■ Standard equipment □ Optional equipment

UPHOLSTERY COLOURS



□ Full Merino leather
X3SW Black



□ Full Merino leather
X3A9 Silverstone



□ Full Merino leather
X3DA Sakhir Orange




□ Full Merino leather
X3D6 Aragon Brown


INTERIOR TRIMS



■ 4MC Carbon-fibre




□ 4AS Dark Grey Poplar wood, high-gloss



□ 4E0 Fineline Cognac, high-gloss

INTERIOR COLOURS



■ Black

BMW INDIVIDUAL




UPHOLSTERY COLOURS



□ BMW Individual Full Merino leather^{1,2} ZBOB
Opal White/Amaro Brown




□ BMW Individual Full Merino leather^{1,4} ZBC8
Platinum



□ BMW Individual Full Merino leather^{1,4} ZBP5
Amaro Brown



□ BMW Individual Full Merino leather^{1,3} ZBOW
Opal White/Black



□ BMW Individual Full Merino leather^{1,4} ZBP6
Champagne



□ BMW Individual Full Merino leather^{1,3} ZBWT
Cohiba Brown

BMW INDIVIDUAL




INTERIOR TRIMS



□ BMW Individual interior trim XEX
Ash Grain White



□ BMW Individual interior trim XE5
Auburn Sycamore wood, high-gloss




□ BMW Individual interior trim XE7
Piano Black


HEADLINING



□ BMW Individual headlining XD5
Alcantara Platinum³



□ BMW Individual headlining XD5
Alcantara Champagne³



□ BMW Individual headlining XD5
Amaro Brown³

Please note that over time even correct use can lead to unrecoverable upholstery damage. This can be caused in particular by non-colourfast clothing.

¹ BMW Individual Full Merino leather on front and rear seats including headrests, door panel inserts, centre console including armrest and lower part of the instrument panel. Upper part of the instrument panel, door uprights and lower door panels in Black Nappa leather.
² Only available with corresponding BMW Individual Alcantara Headlining on BMW M6 Coupé.
³ Only available with Anthracite Alcantara Headlining on BMW M6 Coupé.

⁴ Only available with BMW Individual Alcantara Headlining or Anthracite Alcantara Headlining on BMW M6 Coupé.
⁵ Only with corresponding BMW Individual leather upholstery. Not available on BMW M6 Convertible.
⁶ Not available with Black Full Merino leather (X3SW) or Opal White (ZBOB) BMW Individual Full Merino leather on BMW M6 Gran Coupé.

		BMW M6 Gran Coupé	BMW M6 Coupé	BMW M6 Convertible

Weight				
Unladen EU¹	kg	1950	1925	2055
Max. permissible	kg	2410	2350	2410
Permitted load	kg	535	500	430
Permitted axle load front/rear	kg	1180/1260	1180/1220	1200/1260

Engine³, 4				
Cylinders/valves		8/4	8/4	8/4
Capacity	cc	1395	4395	4395
Stroke/bore	mm	88.3/89.0	88.3/89.0	88.3/89.0
Rated output/engine speed	kW/hp/rpm	412/560/6000–7000 [423/575/6000–7000]	412/560/6000–7000 [423/575/6000–7000]	412/560/6000–7000 [423/575/6000–7000]
Max. torque/engine speed	Nm/min-1	680/1500–5750/ [680/1500–6000]	680/1500–5750/ [680/1500–6000]	680/1500–5750/ [680/1500–6000]
Compression ratio	:1	10.0	10.0	10.0

Performance				
Top speed	mph (km/h)	155 (250)²	155 (250)²	155 (250)²
Acceleration 0 to 62mph/100km/h	s	4.2 [4.1]	4.2 [4.1]	4.3 [4.2]

Fuel consumption³, 4				
Urban	mpg l/100km	20.3 [20.3] 13.9 [13.9]	19.8 [19.8] 14.2 [14.2]	20.3 [20.3] 13.9 [13.9]
Extra urban	mpg l/100km	37.2 [37.2] 7.6 [7.6]	35.8 [35.8] 7.9 [7.9]	37.2 [37.2] 7.6 [7.6]
Combined	mpg l/100km	28.5 [28.5] 9.9 [9.9]	28.5 [28.5] 9.9 [9.9]	27.4 [27.4] 10.3 [10.3]
CO₂ emissions	g/km	231	231	239
Tank capacity, approx.	l	80	80	80

Wheels				
Tyre dimensions front/rear		265/35 ZR20 295/30 ZR20	265/35 ZR20 295/30 ZR20	265/35 ZR20 295/30 ZR20
Wheel dimensions front/rear		9.5J x 20 10.5J x 20	9.5J x 20 10.5J x 20	9.5J x 20 10.5J x 20
Material		Light alloy	Light alloy	Light alloy

¹ Figures quoted include a 90% full tank, a 68 kg driver and 7 kg of luggage. Unladen weight applies to vehicles with standard specification. Optional equipment may increase these values.

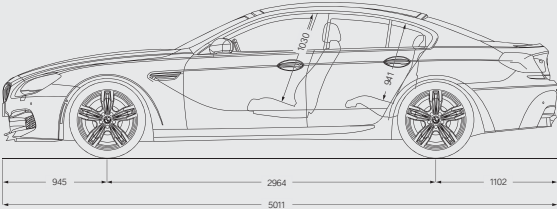
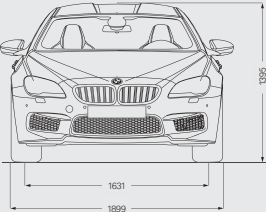
² Electronically restricted.

³ The engine is designed for RON 98 fuel or higher. It can be run on RON 91 fuel with a decrease in power.

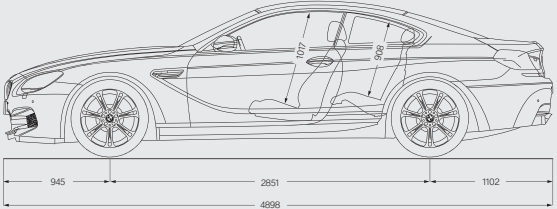
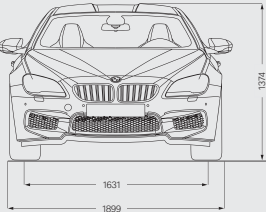
⁴ The engine complies with the EU6 emissions standard. Fuel consumption is determined in accordance with the ECE driving cycle. This is made up of approximately one third urban and two thirds extra-urban driving (based on distance covered). CO₂ emissions are measured in addition to fuel consumption. Optional equipment may increase these figures.

⁵ In conjunction with Competition package.

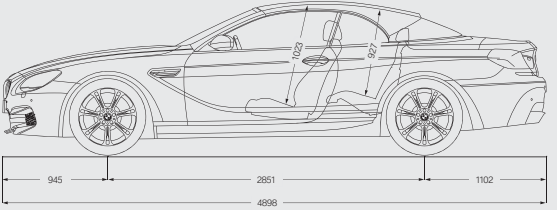
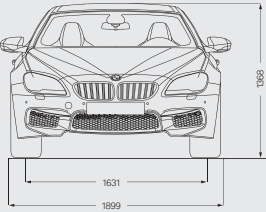
BMW M6 Gran Coupé



BMW M6 Coupé



BMW M6 Convertible



All dimensions of the technical drawings in millimetres. Luggage compartment volume: Gran Coupé 460 litres, Convertible 300 to 350 litres (with roof raised).

THE BMW SERVICE CONCEPT:

When you buy a BMW, you can look forward to superb service and comprehensive customer care. **Condition Based Service** tracks service fluids and parts subject to wear, and where appropriate indicates required service stops on the display. In combination with **BMW TeleServices**, the vehicle data collected by Condition Based Service are automatically transmitted to BMW. Your preferred **BMW**

BMW SERVICE INCLUSIVE.



BMW Service Inclusive:

Wouldn't it be good to know your comprehensive servicing costs in advance? Well, that's exactly what BMW Service Inclusive¹ provides and for a low one-off payment.

BMW Service Inclusive¹ lasts for 5 years or 50,000 miles (whichever occurs first) and covers all your vehicle's comprehensive servicing requirements. Alternatively you can choose BMW Service Inclusive Plus¹, which in addition to servicing also covers maintenance items such as brake pads, brake discs and windscreen wipers. And whenever

servicing and maintenance work is carried out on your BMW, you can be sure that it will only be done by fully qualified BMW Service Approved Technicians at one of over 150 BMW Service Authorised Workshops around the country. Furthermore, only Genuine BMW Parts are used – each covered by a two year warranty. BMW Service Inclusive and Service Inclusive Plus are transferable to subsequent owners within the time and mileage period, which can enhance the resale value of your car.²

www.bmw.co.uk/serviceinclusive

BMW EMERGENCY SERVICE.



BMW Emergency Service. BMW Emergency Service is the only roadside and assistance programme designed specifically for BMW vehicles offering an exceptional range of benefits and services. It is available 24 hours a day, 7 days a week and utilises a dedicated fleet of BMW Approved Technicians, equipped with Genuine Parts and tools, ensuring that you and your vehicle receive the best possible care in the event of any motoring emergency.

This tailor-made programme has been specifically designed to meet the needs of BMW drivers travelling in the UK, Republic of Ireland and Continental Europe giving complete reassurance and peace of mind. Every new BMW is covered for three years.

THE BMW EXPERIENCE.



BMW News: To ensure you're one of the first to hear the latest BMW news and developments, BMW UK offer an email programme. Sign-up at: www.bmw.co.uk/newsletter



BMW World, an iconic building in the Munich skyline. The BMW World is a true brand experience where it's possible to marvel at the historic BMWs in the museum, learn about our engineers' newest innovations and take a tour of the plant to experience with your own eyes the cutting-edge and exacting methods used to create a BMW.



BMW Magazine: Every new BMW customer receives a complimentary subscription to BMW Magazine. This publication features all the latest news and developments from BMW, together with a variety of driving and lifestyle features.

Service Retailer can access the vehicle data. They will contact you when necessary to arrange a service appointment where the required repairs can be performed, using **Genuine BMW Parts**, so your driving pleasure can continue indefinitely. Worldwide, you can call on more than **3,300 Service Authorised Workshops** in more than **150 countries**.

BMW CONNECTED DRIVE SERVICES.



BMW ConnectedDrive Services.

A function using the built-in BMW SIM card to provide telematic and online services that are fully integrated into your BMW vehicle. All services require connection to a UK mobile network. Some services are available in other European countries. The range of ConnectedDrive Services that are available depends on the specification of the vehicle. The service duration varies depending on the ConnectedDrive Service.

For further information on BMW ConnectedDrive Services and terms and conditions please visit www.bmw.co.uk/connecteddrive-information

BMW FINANCIAL SERVICES.



BMW Financial Services: BMW Financial Services offers a range of solutions designed to help you drive the BMW of your choice. All our products offer you the flexibility to customise your finance, making driving away a BMW a reality. After all, who knows more about financing your BMW than BMW.

If you would like more information, visit www.bmwfs.co.uk. Here, you will also find details of our comprehensive range of products engineered for every eventuality.

You can view all of our current offers at the touch of a button using the BMW Financial Services Offers App. Download it now for free.



Finance is subject to status and available to over 18's in the UK only (not the Channel Islands or the Isle of Man). Guarantees and indemnities may be required. Advertised finance is provided by BMW Financial Services, Bartley Way, Hook, Hampshire RG27 9UF.

SHAPING THE FUTURE – RESPONSIBLY.



In 2014, the BMW Group was once again listed in the Dow Jones Sustainability World and Europe Indices and thus ranked one of the most sustainable automotive companies worldwide. The development of efficient vehicle concepts and eco-friendly production processes, up to and including recycling, is an integral part of our engineering philosophy. Thanks to BMW EfficientDynamics, the CO₂ emissions of our European new-vehicle fleet have dropped by more than 30% since 1995. Over the period from 2006 to 2020 we are also aiming to achieve a 45% reduction in the amount of resources – such as water and energy – that our manufacturing operations consume. Since 2007, production in our engine plant in Steyr, Austria, has generated zero waste water. And of course each of our vehicles is designed for easy and economical recycling after its long running life. Please contact your BMW Centre on all matters regarding your end-of-life vehicle. For further information please visit our website.

www.bmw.co.uk/EfficientDynamics
www.bmwgroup.com/responsibility
www.bmw.com/recycling

¹ Service Inclusive and Service Inclusive Plus are available as cost options. Terms and conditions apply, for full details speak to your retailer or visit www.bmw.co.uk/serviceinclusive
² For further information, please contact your local BMW Retailer.

BMW M



The Ultimate
Driving Machine



This brochure describes models, features and configuration options (standard and optional) available in vehicles delivered by BMW AG for the German market. In other EU countries, there may be deviations from the features and configuration options described in this brochure, in terms of the standard and optional equipment of the individual models. To find out more about the different country versions on offer, please consult your local BMW Retailer. Design and equipment subject to change. May 2015, Part number 94 23 5 141 003.

© BMW AG, Munich/Germany. No reproduction, in whole or in part, without the written approval of BMW AG, Munich.

4 11 999 110 21.1.2015 BB. Printed in Germany 2015.



MIX
Paper from
responsible sources
FSC® C014803