



MANUFACTURER OF  
EXCLUSIVE AUTOMOBILES

AUTOMOBILE MASTERPIECES *since 1965*

## BMW ALPINA B3 S BITURBO

SALOON  
SALOON AWD  
TOURING  
TOURING AWD













# *refined* PERFORMANCE

The BMW ALPINA B3 S Bi-Turbo combines power, efficiency and comfort for effortless, everyday performance.

Its powerful, turbocharged straight-six cylinder petrol engine harmonises with the 8-Speed Sport-Automatic transmission for smooth power delivery. The adaptive ALPINA sports suspension delivers sharp handling without compromising comfort. An optional all-wheel drive system based on the excellent BMW xDrive system offers maximum traction in challenging conditions while maintaining high levels of agility and neutral handling.

Functional aerodynamic components together with

trademark 20" ALPINA CLASSIC wheels and a stainless steel exhaust system with two elliptical twin tailpipes accentuate the B3 S Bi-Turbo's elegant presence on the road.

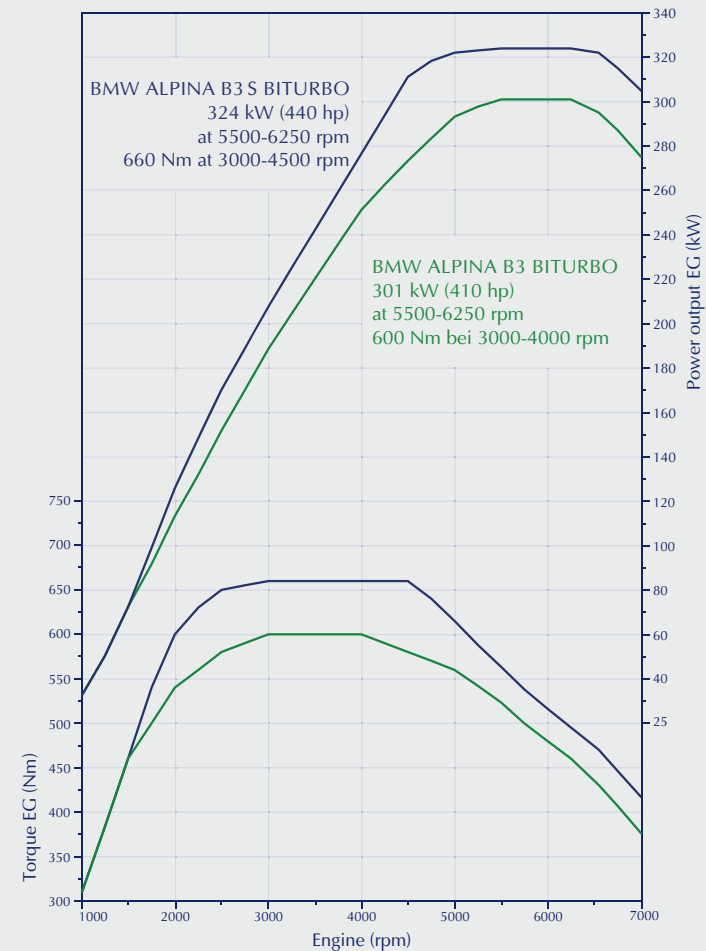
New ALPINA CLASSIC 20" forged wheels with revised, minimalistic design. A reduction in unsprung mass results in even sharper handling and precise steering and also leads to enhanced comfort.

Accelerating from 0 - 100 km/h in just 4.3 seconds the B3 S Bi-Turbo Saloon can reach a top speed of 306 km/h. With a combined fuel consumption measured to ECE norm of just 7.9 l/100 km and 180 g/km CO<sub>2</sub> the high-tech drivetrain's efficiency is amongst the best!


# *fascinating* POWER

The 3.0 liter straight-six cylinder engine with high-precision direct injection, Valvetronic and Bi-Turbo charging delivers 324 kW (440 hp) between 5500 rpm and 6250 rpm and a maximum torque of 660 Nm at only 3000 rpm. Impressive 600 Nm are available across an wide band between 2000 rpm and 5000 rpm. To achieve the B3 S Bi-Turbo's characteristic, torque driven and spontaneous power delivery in combination with top-end performance requires a combination of high-tech features in a clever engine package. Two ALPINA specific turbochargers provide excellent response and pick-up due to their lower mass inertia compared to a single, larger turbocharger while generating sufficient boost and through-put for a high power output. Always-on power delivery is aided by an electronically controlled bypass valve system. ALPINA specific NGK spark plugs and a high-strength forged steel crankshaft guarantee long-lasting stability. A high-performance cooling system with a large volume inter-cooler and additional external engine oil and water coolers ensure thermal stability in all conditions. The glorious sound of the exhaust system is controlled by an intelligent exhaust valve. This offers the driver the possibility to influence the sound experience via the Drive Performance Control and facilitates the balancing act between emotional soundtrack and long-distance cruising comfort.

PERFORMANCE AND TORQUE DIAGRAM  
BMW ALPINA B3 S BITURBO








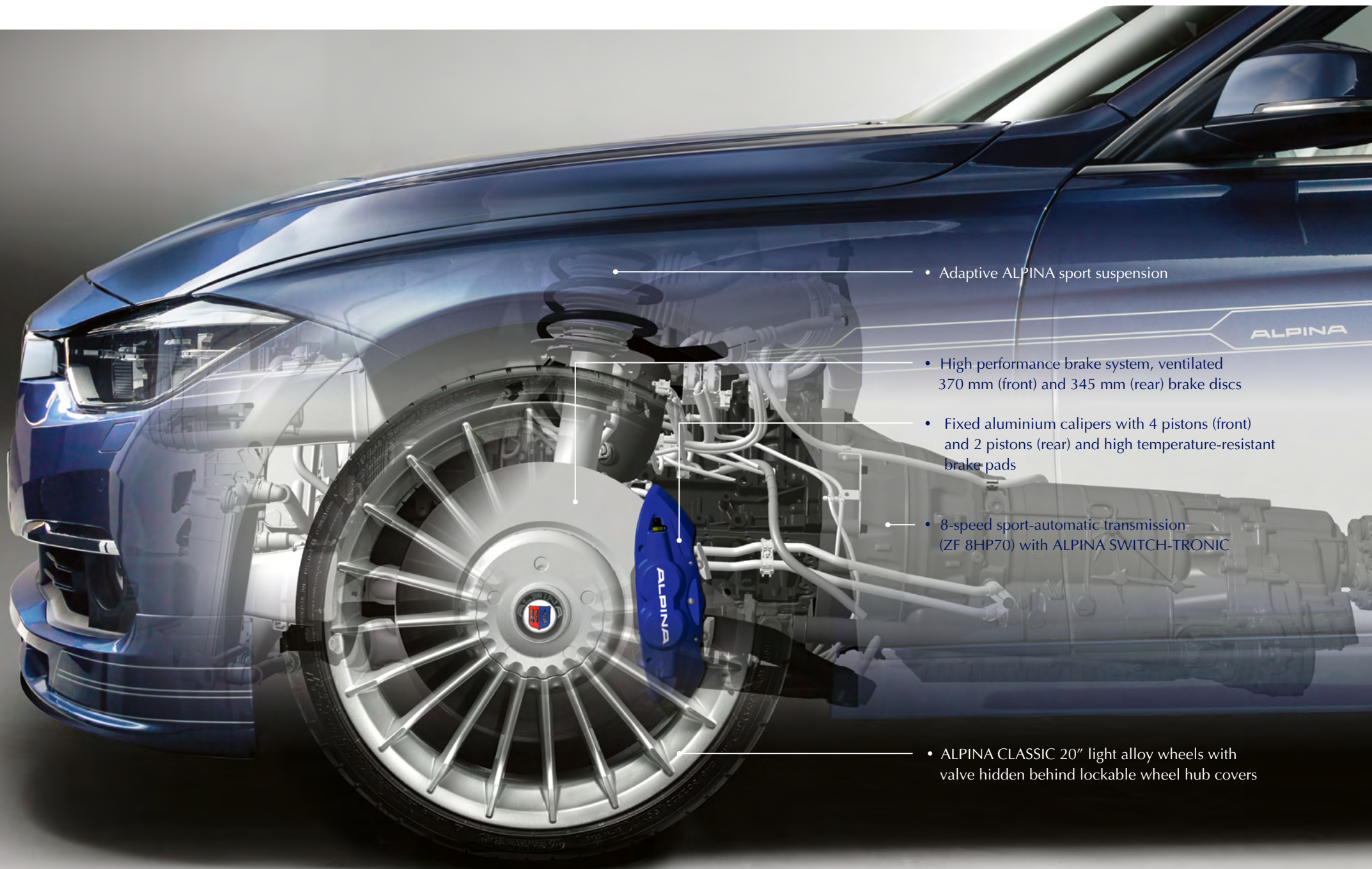
- Air-flow optimised air intake ducting
- ALPINA specific turbochargers with double-walled exhaust manifolds
- De-throttled charge air piping, cast aluminium
- Forged steel crankshaft
- Crankcase designed for Bi-Turbo charging
- Near engine catalytic converters





• Diagram highlighting B3 S/B4 S Bi-Turbo technology, vehicle depicted is B3 Bi-Turbo MY 2016.





- Adaptive ALPINA sport suspension
- High performance brake system, ventilated 370 mm (front) and 345 mm (rear) brake discs
- Fixed aluminium calipers with 4 pistons (front) and 2 pistons (rear) and high temperature-resistant brake pads
- 8-speed sport-automatic transmission (ZF 8HP70) with ALPINA SWITCH-TRONIC
- ALPINA CLASSIC 20" light alloy wheels with valve hidden behind lockable wheel hub covers






## POWER, EFFICIENCY *and...*

The advanced 8-Speed Sport Automatic Transmission with SWITCH-TRONIC is perfectly tailored to the power and torque output of the BMW ALPINA B3 S Bi-Turbo. A special coding of the transmission software means that different shift modes offer either very comfortable or extremely dynamic gear changes.

The Automatic (A) Shift Mode changes gears swiftly and smoothly with no noticeable interruption to the transmission of power – effortless, relaxed and fuel efficient cruising is a pleasure. The Sport (S) Shift Mode is more dynamic, individual gears are held for longer and the shift times are significantly faster.





## COMFORT *with acoustic* ENJOYMENT

When using the Manual (M) Shift Mode the driver takes full control of each gear change by using the SWITCH-TRONIC buttons on the back of the steering wheel to shift up or down as required. Using the Drive Performance Control to select the BMW ECO PRO mode activates defensive transmission and accelerator parameters, which in

conjunction with other BMW Efficient Dynamics functions such as Automatic Start-Stop and Sailing make a considerable contribution to reducing fuel consumption.



## *sharp* HANDLING

The suspension set-up of the B3 S Bi-Turbo provides great ride-quality and comfort while simultaneously offering sharp and dynamic handling. The adaptive ALPINA sport suspension features electronically adjustable dampers in collaboration with performance springs and stabilisers. The system allows the driver to use the Drive Performance Control (Eco Pro, Comfort, Sport, Sport+) to select the suspension setting and driving dynamics to match his mood. The 20" ALPINA CLASSIC wheels with MICHELIN Pilot Sport 4 S tyres, a strut brace and subtle adjustments

to camber and toe-in are responsible for the neutral and predictable handling that is typical of all BMW ALPINA automobiles. The BMW Variable Sports Steering provides excellent steering stability at high speeds while the required steering input when manoeuvring and parking are reduced by almost half. The high performance brake system with 370 mm discs at the front and 345 mm discs at the rear features blue aluminium brake callipers with ALPINA lettering. Performance brake pads ensure high fading stability and optimal pedal feedback.





## *exclusive* HERITAGE

Fine materials and a comprehensive level of standard equipment including Sport Seats, Climate Control, Cruise Control and Park Distance Control make the interior a place of well-being. Unique but discreet ALPINA design elements include door sills, floor mats, emblems in the seatbacks, a blue instrumentation with red needles and an exclusive production plaque featuring the vehicle build number.

Like every BMW ALPINA, the B3 S Bi-Turbo's sport leather steering wheel is hand-finished using the finest LAVALINA leather. Virtually no limits are placed on the individual design of a BMW ALPINA. From the paintwork to the interior trim and the colour of the upholstery – everything offered by the extensive BMW and ALPINA optional and bespoke equipment range is available.

# TECHNICAL DATA

## BMW ALPINA B3 S BITURBO

This is a translation of the original German brochure which fulfils the requirements of German law. All technical data in this brochure apply to the German market, additional international units of measure shown in the technical data for the purposes of information only.

Further information on specific fuel consumption and specific CO<sub>2</sub> emissions of new passenger cars is given in „Leitfaden über den Kraftstoffverbrauch, die CO<sub>2</sub>-Emissionen und den Stromverbrauch neuer Personenkraftwagen“ which can be obtained free of charge at all points of sale and from the ‘Deutsche Automobil Treuhand GmbH (DAT), Helmut-Hirth-Str. 1, 73760 Ostfildern-Scharnhausen’.

<sup>1</sup> The figures are determined using the prescribed measuring methods (ECE-R 101 in its current version)

<sup>2</sup> The figures quoted includes a 90 % tank filling, 68 kg for the driver an 7 kg for luggage. Unladen weight applies to vehicles with standard equipment. Optional equipment may increase this figure.

<sup>3</sup> EU-tyre label = fuel efficiency/wet grip/external rolling noise class.

Differing data for all-wheel drive in ( ). Modifications and errors excepted.

ENGINE		
Cylinders		6 in line
Capacity	cm³	2979
Bore	mm	84.0
Stroke	mm	89.6
Compression ratio	: 1	10.2
Max output	kW (hp)	324 (440)
at	rpm	5500-6250
Max torque	Nm / lbs-ft	660 / 487
at	rpm	3000-4500
Engine management		BOSCH
		MEVD 17.2.G
Fuel type		Super Plus
Emission classification		Euro 6



TRANSMISSION			
Type	8-Speed Sport-Automatic (ZF 8HP70) with SWITCH-TRONIC		
Transmission ratios : 1	1st gear	4.71	5th gear 1.29
	2nd gear	3.14	6th gear 1.00
	3rd gear	2.11	7th gear 0.84
	4th gear	1.67	8th gear 0.67
	Overall gear ratio		7.0
	Reverse gear ratio	:1	3.32
	Final drive ratio	:1	2.81

PERFORMANCE		SALOON		TOURING	
Acceleration					
0-100 km/h / 0-62 mph	s	4.3	(4.0)	4.3	(4.1)
Acceleration					
0-200 km/h / 0-125 mph	s	13.7	(13.6)	14.6	(14.4)
Top speed	km/h	306	(301)	303	(298)
	mph	190	(187)	188	(185)

FUEL CONSUMPTION <sup>1</sup>		SALOON		TOURING	
Urban	l/100 km	10.9	(11.5)	10.8	(11.6)
	mpg	25.9	(24.6)	26.2	(24.4)
Extra-urban	l/100 km	6.2	(6.5)	6.5	(6.6)
	mpg	45.6	(43.5)	43.5	(42.8)
Combined	l/100 km	7.9	(8.3)	8.1	(8.4)
	mpg	35.8	(34.0)	34.9	(33.6)
CO <sub>2</sub> emissions combined	g/km	180	(190)	185	(192)
CO <sub>2</sub> efficiency (Germany)		D		D	

DIMENSIONS		SALOON		TOURING	
Length	mm	4632		4632	
Width	mm	1811		1811	
Height, unladen	mm	1431		1431	
Wheelbase	mm	2810		2810	
Track, front	mm	1539	(1538)	1539	(1538)
Track, rear	mm	1556		1556	
Luggage capacity	l	480		495-1500	
Fuel tank, approx.	l	60		60	

WEIGHT		SALOON		TOURING	
Unladen (EU) <sup>2</sup>	kg	1705	(1780)	1780	(1845)
Max permissible	kg	2190	(2255)	2265	(2320)
Permitted load	kg	560	(550)	560	(550)
Max axle load:					
front	kg	1050	(1115)	1050	(1110)
rear	kg	1205	(1210)	1280	
Max trailer load:					
braked	kg	1800		1800	
unbraked	kg	750		750	

WHEELS & TYRES			
ALPINA CLASSIC 20" with MICHELIN Pilot Sport 4 S:			
Front	8 x 20" with	245/30 ZR20 (90Y) XL	
EU-tyre label <sup>3</sup>		E/A/  71 dB	
Rear	9 x 20" with	265/30 ZR20 (94Y) XL	
EU-tyre label <sup>3</sup>		E/A/  71 dB	





## ALPINA RECYCLING

Your BMW ALPINA is part of an all-embracing recycling concept. Recycling demands are already considered early in the development process of a BMW ALPINA. An example of this is in the selection of materials – they are chosen, such that they are environmentally friendly and easily recyclable, using a minimum of resources to do so. Every BMW ALPINA is built so that it is easily and cost-effectively recyclable at the end of its useable life span. All this occurs in close co-operation between BMW and ALPINA. BMW Group have built a European-wide redemption and recycling infrastructure, and require high quality and environmental standards. For return of your automobile for the purposes of recycling, please contact your BMW ALPINA partner. They are ready to help. For further information about recycling firms and redemption locations, please see [www.bmw.com](http://www.bmw.com)

# ALPINA

The models illustrated in this brochure may show the specifications of vehicles produced for Germany or another market. In part, the specifications include optional equipment and accessories not fitted as standard. According to the specific requirements of other markets or countries, alterations in models, standard and optional equipment may occur. Not all model versions, for example all-wheel drive, may be available in your market or country. This is a translation of the original German brochure which fulfils the requirements of German law. All technical data in this brochure apply to the German market, additional international units of measure shown in the technical data for the purposes of information only. For precise information on model features, equipment, fuel consumption and CO2 emissions as they apply to your country please contact your local BMW ALPINA dealer or importer. Subject to change in design, equipment and technical data. September 2017 © ALPINA

| [www.ALPINA-AUTOMOBILES.COM](http://www.ALPINA-AUTOMOBILES.COM)

| [www.FACEBOOK.COM/ALPINAAMOBILE](https://www.FACEBOOK.COM/ALPINAAMOBILE)

| [www.YOUTUBE.COM/ALPINAAMOBILES](https://www.YOUTUBE.COM/ALPINAAMOBILES)

| ALPINA Burkard Bovensiepen GmbH + Co. KG • Alpenstraße 35-37 • 86807 Buchloe • Germany • +49 (0) 8241-5005-0